



Assessment Details

SCORE: 2.9 Cunningham, Carol

SUBMITTED 2021-10-04 00:00:44

ASSESSED 2021-10-11 14:52:28 **Results**
Seen 2021-10-22 14:59:59

ASSESSOR Hager, Sheila

TYPE Manual

PLACEMENT Fall 2021 EDU 400 B2










TOC n/a

INSTRUMENT EDU 400 Practicum 2 MIDTERM

OVERALL COMMENT: Carol, it was a delight to be in your classroom while you taught your Social Studies lesson. You were very organized with your lesson and you were spot on when you reflected on time management. In the next lessons, try incorporating some of the topics we touched on during reflection to see if you can add some variety to your lessons. I look forward to visiting with you in December.

Assessed Criteria

Criterion	Description	Score	Comments
Supports student learning through developmentally appropriate instruction		1.0 <input type="text" value="2.5"/> 4.0	Grade level, yes ... technology is part of your students' lives, so it would be a good addend to your lessons.
Accounts for differences in students' prior knowledge		1.0 <input type="text" value="2.0"/> 4.0	If, at the beginning of a lesson, you quiz students on their knowledge of a particular subject, it will help you become aware of how much or how little they know about a subject. Instead of defining regions, at the beginning, how could've you worked that into your grabber to get them talking about what they already knew?
Uses knowledge of students' socioeconomic, cultural and ethnic differences to meet learning needs		1.0 <input type="text" value="3.0"/> 4.0	

Criterion	Description	Score	Comments
Exhibits fairness and belief that all students can learn		1.0  4.0	
Creates a safe and respectful environment for learners		1.0  4.0	Respect earns respect and I found you to be very positive and respectful to all of your students.
Structures a classroom environment that promotes student engagement		1.0  4.0	30+ minutes on the floor, during a classroom discussion, gets long. How would you break it up for students to be more involved?
Clearly communicates expectations for appropriate student behavior		1.0  4.0	Before any activity (even a carpet discussion), go over the rules: what should we 'hear' and 'see' while sitting here, or while working in partners, etc. Review, review, review!
Responds appropriately to student behavior		1.0  4.0	
Effectively teaches subject matter		1.0  4.0	Your lesson planned flowed and you were very organized. During reflection time, we talked about how to improve your lessons: grabber/ be careful not to spoonfeed your students, time management and bringing technology into your lessons.
Guides mastery of content through meaningful learning experiences		1.0  4.0	
Connects core content to relevant, real-life experiences and learning tasks		1.0  4.0	When developing your lesson, the more you can relate your topic to your students' lives of today, the clearer the purpose of the lesson is: for instance bringing in ND and California to the 'regions'. How else could've you incorporated today's world to your lesson?
Designs activities where students engage with subject matter from a variety of perspectives		1.0  4.0	When creating your lesson, keep in mind that you have all different learning techniques in your classroom, so you want to teach to all of those strengths. To do that, always incorporate all of the senses: tactile, auditory and visual.

Criterion	Description	Score	Comments
Uses relevant content to engage learners in innovative thinking & collaborative problem solving		1.0 <input type="text" value="2.5"/> 4.0	Innovative: meaning higher level of thinking. Have abstract questions ready to get your students' brains thinking 'out of the box'.
Uses multiple methods of assessment		1.0 <input type="text" value="3.0"/> 4.0	Within this lesson, you had multiple assessments going: discussion/ turn-talks/ worksheet/ and then video - good job!
Connects lesson goals with school curriculum and state standards		1.0 <input type="text" value="4.0"/> 4.0	Spot on! Your standard is picked, then when your lesson is complete, it should be based off of that standard.
Adjusts instructional plans to meet students' needs		1.0 <input type="text" value="3.0"/> 4.0	Hard to do just now for you know little about your students, but when you have your own classroom, this is an important step when creating lessons.
Varies instructional strategies to engage learners		1.0 <input type="text" value="2.5"/> 4.0	As discussed, use that technology to change things up.
Differentiates instruction for a variety of learning needs		1.0 <input type="text" value="3.0"/> 4.0	Your differentiation plan was very well stated, were you able to incorporate it within their finished products?
Uses feedback to improve teaching effectiveness		1.0 <input type="text" value="3.5"/> 4.0	You were very open to all suggestions. Within your teaching career, you will get suggestions from all avenues of education. Take what works for you and your students and implement it in a way that works for your students and you.
Uses self-reflection to improve teaching effectiveness		1.0 <input type="text" value="3.0"/> 4.0	You were right on when you talked about time management. Using self reflection will become a mainstay in your daily teaching: what were the pros and cons of your lesson? How can you make it better for your students' needs and your comfort zone? The more honest you are about the lesson, the higher level of teaching you will achieve.
Upholds legal responsibilities as a professional educator		1.0 <input type="text" value="3.0"/> 4.0	As an educator, you will always be held to high standards of professionalism, not just within the building, but out in a society as well.

Annotated Documents